



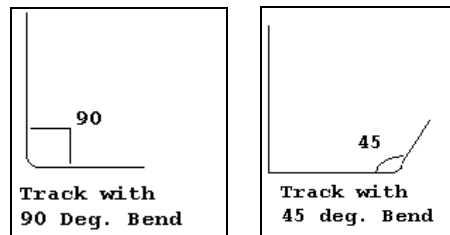
A. A. M. I.
A New World Company
with Old World Values

Alderman Acres Mfg., Inc.

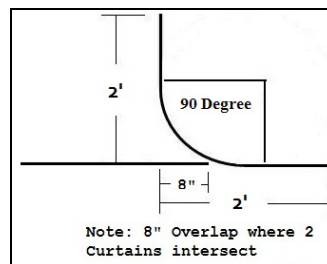
Rev. 04/04/13

How to Measure for Cubicle Track


1. Measure along floor and treat rounded corner as a square corner for measuring purposes.
2. To determine if bend is right or left, position yourself at the head of the bed, with your back against the head wall, and looking down on the track from the ceiling. (Note: Typically not required as shipping is cheaper sending Straight pieces of Track and 2' x 2' Bends separately with Splices, which can go UPS versus Truck Freight in one piece)
3. Two types of bends can be made in track - 90° bends and 45° bends.
4. When measuring straight lengths on either side of a bend, give the entire length right up to the bend as if it were a 90° square bend or 45° angle bend. The track bender will make allowances to maintain the right measurements with the rounded bends.



5. For adjacent tracks, be sure to add 8" for overlap.



Examples



Our Friendly Staff is available to help with any questions or concerns, just call or Email us!